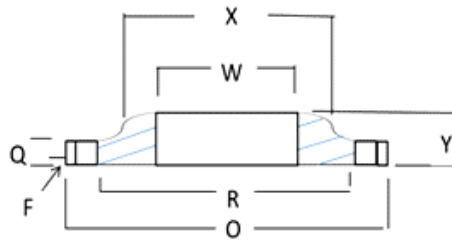
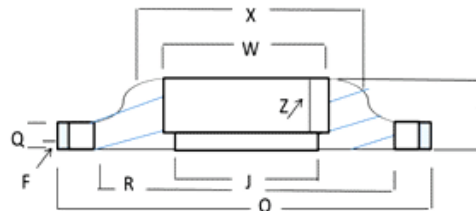


Flange Dimensions

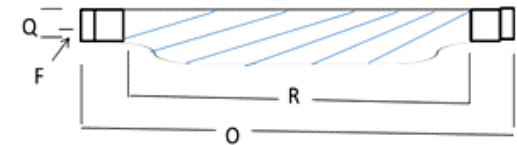
Slip on Flange



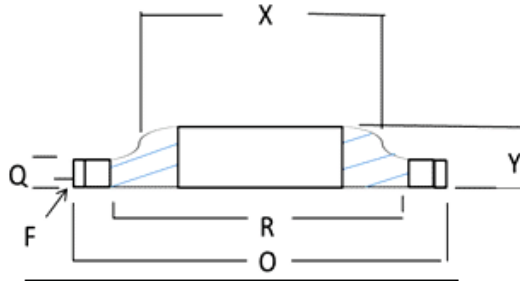
Socket Weld Flange (1)



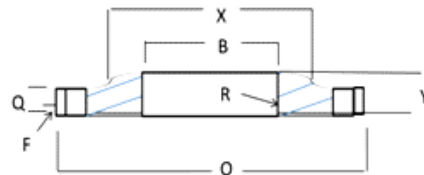
Blind Flange



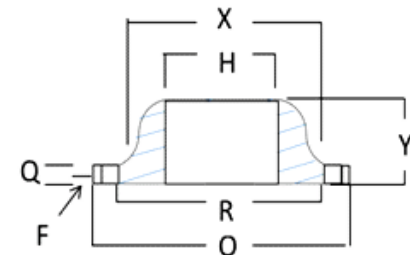
Threaded Flange



Lap Joint Flange



Weld Neck Flange



150 lb Flanges

NPS	O	Q(3)	R	F(3)	X	Y(2)			Dia. Of Bore		H	R	Z
	Dia. Of Flange	Thickness of Flange	Dia. Of Face	Thickness of Face	Dia. Of Hub at Base	Weld Neck	Slip on Third Socket	Lap Joint	W Slip on Socket	B Lap Joint	Dia. Of Hub at Bevel	Radius of Filet	Depth of Socket
1/2	3 1/2	7/16	1 3/8	1/16	1 3/16	1 7/8	5/8	5/8	22/25	9/10	21/25	1/8	3/8
3/4	3 7/8	1/2	1 11/16	1/16	1 1/2	2 1/16	5/8	5/8	1 1/11	1 1/9	1 1/20	1/8	7/16
1	4 1/4	9/16	2	1/16	1 15/16	2 3/16	11/16	11/16	1 9/25	1 19/50	1 8/25	1/8	1/2
1 1/4	4 5/8	5/8	2 1/2	1/16	2 5/16	2 1/4	13/16	13/16	1 7/10	1 18/25	1 33/50	3/16	9/16
1 1/2	5	11/16	2 7/8	1/16	2 9/16	2 7/16	7/8	7/8	1 19/20	1 32/33	1 9/10	1/4	5/8
2	6	3/4	3 5/8	1/16	3 1/16	2 1/2	1	1	2 11/25	2 23/50	2 19/50	5/16	11/16
2 1/2	7	7/8	4 1/8	1/16	3 9/16	2 3/4	1 1/8	1 1/8	2 47/50	2 65/67	2 22/25	5/16	3/4
3	7 1/2	15/16	5	1/16	4 1/4	2 3/4	1 3/16	1 3/16	3 53/93	3 3/5	3 1/2	3/8	13/16
3 1/2	8 1/2	15/16	5 1/2	1/16	5	2 13/16	1 1/4	1 1/4	4 4/57	4 1/10	4	3/8	7/8
4	9	15/16	6 3/16	1/16	5 5/16	3	1 5/16	1 5/16	4 4/7	4 3/5	4 1/2	7/16	15/16
5	10	15/16	7 5/16	1/16	6 7/16	3 1/2	1 7/16	1 7/16	5 33/50	5 49/71	5 14/25	7/16	15/16
6	11	1	8 1/2	1/16	7 9/16	3 1/2	1 9/16	1 9/16	6 18/25	6 3/4	6 17/27	1/2	1 1/16
8	13 1/2	1 1/8	10 5/8	1/16	9 11/16	4	1 3/4	1 3/4	8 18/25	8 3/4	8 46/73	1/2	1 1/4
10	16	1 3/16	12 3/4	1/16	12	4	1 15/16	1 15/16	10 22/25	10 23/25	10 3/4	1/2	1 5/16
12	19	1 1/4	15	1/16	14 3/8	4 1/2	2 3/16	2 3/16	12 22/25	12 23/25	12 3/4	1/2	1 9/16
14	21	1 3/8	16 1/4	1/16	15 3/4	5	2 1/4	3 1/8	14 7/50	14 9/50	14	1/2	1 5/8
16	23 1/2	1 7/16	18 1/2	1/16	18	5	1/12	3 7/16	16 4/25	16 4/21	16	1/2	1 3/4
18	25	1 9/16	21	1/16	19 7/8	5 1/2	2 11/16	3 13/16	18 9/50	18 1/5	18	1/2	1 15/16
20	27 1/2	1 11/16	23	1/16	22	5 11/16	2 7/8	4 1/16	20 1/5	20 1/4	20	1/2	2 1/8
24	32	1 7/8	27 1/4	1/16	26 1/8	6	3 1/4	4 3/8	24 1/4	24 1/4	24	1/2	2 1/2

300 lb Flanges

NPS	O	Q(3)	R	F(3)	X	Y(2)			Dia. Of Bore		H	R	Z
	Dia. Of Flange	Thickness of Flange	Dia. Of Face	Thickness of Face	Dia. Of Hub at Base	Weld Neck	Slip on Third Socket	Lap Joint	W Slip on Socket	B Lap Joint	Dia. Of Hub at Bevel	Radius of Filet	Depth of Socket
1/2	3 3/4	9/16	1 3/8	1/16	1 1/2	2 1/16	7/8	7/8	22/25	9/10	21/25	1/8	3/8
3/4	4 5/8	5/8	1 11/16	1/16	1 7/8	2 1/4	1	1	1 1/11	1 1/9	1 1/20	1/8	7/16
1	4 7/8	11/16	2	1/16	2 1/8	2 7/16	1 1/16	1 1/16	1 9/25	1 19/50	1 8/25	1/8	1/2
1 1/4	5 1/4	3/4	2 1/2	1/16	2 1/2	2 9/16	1 1/16	1 1/16	1 7/10	1 18/25	1 33/50	3/16	9/16
1 1/2	6 1/8	13/16	2 7/8	1/16	2 3/4	2 11/16	1 3/16	1 3/16	1 19/20	1 32/33	1 9/10	1/4	5/8
2	6 1/2	7/8	3 5/8	1/16	3 5/16	2 3/4	1 5/16	1 5/16	2 11/25	2 23/50	2 19/50	5/16	11/16
2 1/2	7 1/2	1	4 1/8	1/16	3 15/16	3	1 1/2	1 1/2	2 47/50	2 65/67	2 22/25	5/16	3/4
3	8 1/4	1 1/8	5	1/16	4 5/8	3 1/8	1 11/16	1 11/16	3 53/93	3 3/5	3 1/2	3/8	13/16
3 1/2	9	1 3/16	5 1/2	1/16	5 1/4	3 3/16	1 3/4	1 3/4	4 4/57	4 1/10	4	3/8	7/8
4	10	1 1/4	6 3/16	1/16	5 3/5	3 3/8	1 7/8	1 7/8	4 4/7	4 3/5	4 1/2	7/16	15/16
5	11	1 3/8	7 5/16	1/16	7	3 7/8	2	2	5 33/50	5 49/71	5 14/25	7/16	15/16
6	12 1/2	1 7/16	8 1/2	1/16	8 1/8	3 7/8	2 1/16	2 1/16	6 18/25	6 3/4	6 17/27	1/2	1 1/16
8	15	1 5/8	10 5/8	1/16	10 1/4	4 3/8	2 7/16	2 7/16	8 18/25	8 3/4	8 46/73	1/2	1 1/4
10	17 1/2	1 7/8	12 3/4	1/16	12 5/8	4 5/8	2 5/8	3 3/4	10 22/25	10 23/25	10 3/4	1/2	1 5/16
12	20 1/2	2	15	1/16	14 3/4	5 1/8	2 7/8	4	12 22/25	12 23/25	12 3/4	1/2	1 9/16
14	23	2 1/8	16 1/4	1/16	16 3/4	5 5/8	3	4 3/8	14 7/50	14 9/50	14	1/2	1 5/8
16	15 1/2	2 1/4	18 1/2	1/16	19	5 3/4	3 1/4	4 3/4	16 4/25	16 4/21	16	1/2	1 3/4
18	28	2 3/8	21	1/16	21	6 1/4	3 1/2	5 1/8	18 9/50	18 1/5	18	1/2	1 15/16
20	30 1/2	2 1/2	23	1/16	23 1/8	6 3/8	3 3/4	5 1/2	20 1/5	20 1/4	20	1/2	2 1/8
24	36	2 3/4	27 1/4	1/16	27 5/8	6 5/8	4 3/16	6	24 1/4	24 1/4	24	1/2	2 1/2

1550 Bayly Street, Unit 15
 Pickering, ON L1W 3W1
 Phone (905)831 4963 Fax (905)831 0042
service@th-is.ca


Proudly Canadian

76 Harlowe Road, Unit 6 & 7
 Hamilton, ON L8W 3R6
 Phone (905)318 0777 Fax (905)318 8422
jharms@th-is.ca